

HydraShed

Classic Brick Style | Permeable



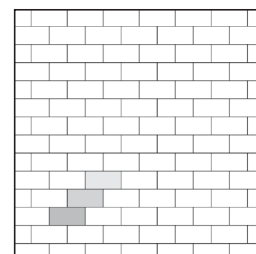
60 MM (2 3/8")




7 7/8" x 3 7/8"




PATTERNS



Running Bond



Herringbone

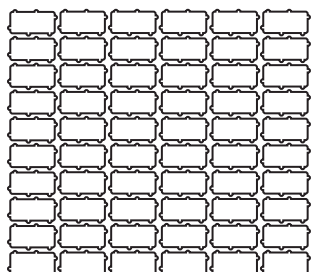


Basketweave

PALLET SPECIFICATIONS

	Full	Half	Layer
Coverage (ft ²)	114.8	63.6	12.72
Weight (lbs) (does not include pallet weight)	3,512	1,781	347
Layers	10	5	1
Pieces	600	300	60

PALLET OVERVIEW



PERMEABILITY

Joint Width: 10mm
 % of Surface Opening: 10%
 Infiltration Rate: > 900 in/hr

FINISHES



TRADITIONAL FINISH



TABBY FINISH

TRADITIONAL COLORS



BATTERY GRAY



BONFIRE



SWEET GRASS



SHRIMP BOIL



HAMPTON



NEW CAROLINA



GOLD COAST

COASTAL COLORS



COLIGNY



NEW SIERRA



CHARLESTON PEARL



JASPER



STORM CLOUD



CANYON

COOL POOL COLORS



WHITE BROWN



WHITE TAN



WHITE CREAM



WHITE GRAY

Lowcountry Paver Products meet & exceed ASTM C 936 requirements.